



**IAEG-SDGs Working Group on Geospatial Information
1st Meeting, Thursday 4 August, 2016, New York**

The IAEG-SDGs, its programme of work, the global indicators and their tiers, and process and preparation of the 2016 SDG Report

Mr. Matthias Reister, United Nations Statistics Division



TRANSFORMING OUR WORLD: THE 2030 AGENDA FOR SUSTAINABLE DEVELOPMENT

General Assembly Resolution A/RES/70/1

MANDATE FOR UNSC AND IAEG-SDGs (Para. 75):

- The global indicator framework, to be developed by the Inter Agency and Expert Group on SDG Indicators, will be agreed by the UN Statistical Commission by March 2016 and adopted thereafter by the Economic and Social Council and the General Assembly, in line with existing mandates.

MANDATE FOR Annual SDG progress report (Para. 83):

- Follow-up and review at the high-level political forum will be informed by an annual progress report on the Sustainable Development Goals to be prepared by the Secretary-General in cooperation with the United Nations system, based on the global indicator framework and data produced by national statistical systems and information collected at the regional level.



Tasks of the IAEG-SDGs

(TOR first agreed at the 46th and refined at the 47th session of the UNSC)

- Develop the global indicator framework and a list of indicators
- Provide technical support for the implementation
- Regularly review methodological developments, the indicators and their metadata;
- Report on progress at the global level;
- Regularly review capacity-building activities;

Decision by the UNSC at its 47th session (8-11 March 2016)

Agreed, as a practical starting point, with the proposed global indicator framework for the goals and targets of the 2030 Agenda for Sustainable Development, as reflected in the list of indicators presented in annex IV of the report, subject to future technical refinement.

Current work programme of the IAEG-SDGs

- Establish / finalize tier system:
 - Tier I: indicators for which an established methodology exists and data are already widely available
 - Tier II: indicators for which a methodology has been established but for which data are not easily available;
 - Tier III: indicators for which an internationally agreed methodology has not yet been developed.
- Proposal for refinements of indicators to the 48th Session of the Statistical Commission
- Proposal for review of the indicator framework to be presented to the 48th session of the Statistical Commission
- Develop work plan for tier III indicators



Current work programme of the IAEG-SDGs

- Collection of metadata
- Creation of 3 working groups under the auspices of the IAEG-SDGs (SDMX, Geospatial information, and interlinkages)
- Agree on global reporting mechanism / Discussion of data flows from national to international level
- Further guidance on disaggregation

Next meeting: 18-21 October 2016. Addis Ababa

Review framework

National level

Member States to conduct regular and inclusive reviews of progress at the national and sub-national levels which are country-led and country-driven

Regional level

Follow-up and review at the regional and subregional levels will provide useful opportunities for peer learning, sharing of best practices and discussion on shared targets.

Global level

Annual progress report on SDGs by the S-G in cooperation with the United Nations system, based on the global indicator framework



Sustainable development Goals Report 2016

- First account of where the world stands at the beginning of implementation of the 2030 Agenda

- Overview of all 17 Goals using data currently available to highlight the most significant gaps and challenges.
- In order to fulfill the promise of the 2030 Agenda, building of national statistical capacity will be essential.

The Sustainable Development Goals Report 2016



Photo: © UNICEF/Yarim Shamsan

People



1 in 8 people lived in extreme poverty in 2012

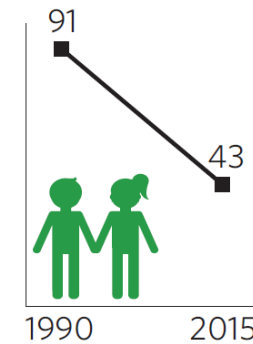


Global population suffering from **hunger** declined from 15 to 11 per cent




Nearly **800 million** still suffer from hunger

Deaths per 1,000 live births



Under-5 mortality rates fell by **more than half** from 1990 to 2015



Women in parliament: **23 per cent** in 2016



59 million children of primary school age were out of school in 2013

Planet



2.4 billion are without improved sanitation




Developing regions




Developed regions

Material footprint in 2010

2015 Paris Climate Agreement




Proportion of fish stocks within biologically sustainable levels

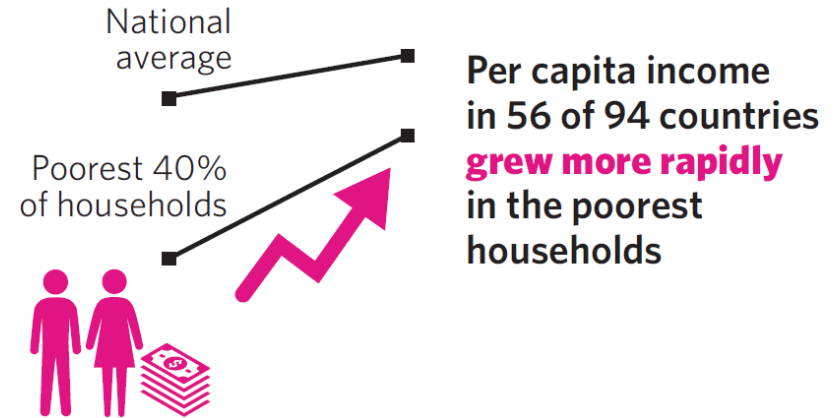


Over **23,000** species face extinction across the globe

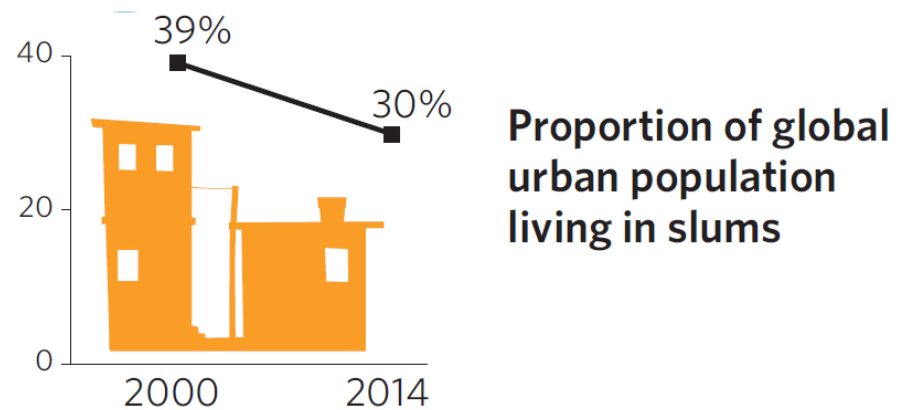

Prosperity



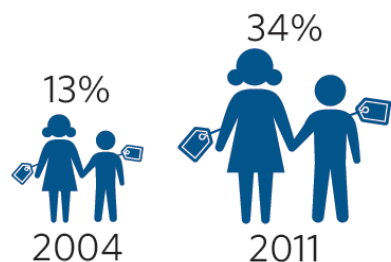
1.1 billion people lacked access to electricity in 2012




3G mobile-broadband coverage in 2015 worldwide



Peace



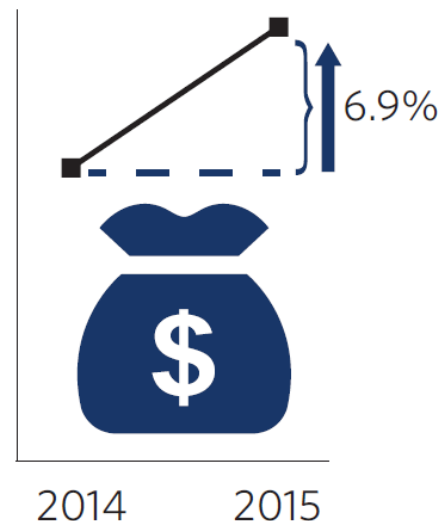
Proportion of child victims of human trafficking worldwide



1 in 2 children have not been registered by their fifth birthdays in LDCs



Partnership



ODA totalled 131.6 billion US dollars in 2015, an increase of 6.9 per cent in real terms from 2014



SDG Website: <http://unstats.un.org/sdgs/>

Explore the Report:

Download as PDF



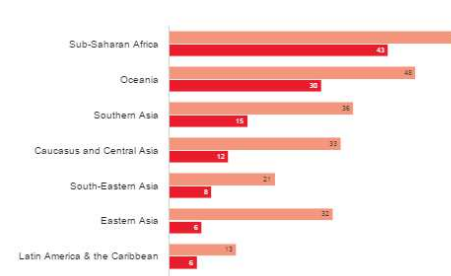
Goal 1: End poverty in all its forms everywhere

In signing Agenda 2030, governments around the world committed to ending poverty in all its manifestations, including its most extreme forms, over the next 15 years. They resolved that all people, everywhere, should enjoy a basic standard of living. This includes social protection benefits for the poor and most vulnerable and ensuring that people harmed by conflict and natural hazards receive adequate support, including access to basic services.

Poverty was halved over a decade, but one in eight people around the world still lived in extreme poverty in 2012

The international poverty line is currently defined as \$1.90 per person per day using 2011 purchasing power parity. In the decade from 2002 to 2012, the proportion of the global population living below the poverty line dropped by half, from 26 to 13 per cent. If economic growth rates observed during those 10 years prevail for the next 15, the global rate for extreme poverty will likely fall to 4 per cent by 2030, assuming that growth benefits all income groups equally. Poverty remains widespread in sub-Saharan Africa, where more than 40 per cent of people lived on less than \$1.90 a day in 2012.

Proportion of population living below \$1.9 a day, 2002 and 2012 (percentage)



➤ Explore the Report with interactive charts and graphs for every Goal

➤ Charts and graphs link to data for direct download



SDG Website: <http://unstats.un.org/sdgs/>

SDG Indicators Global Database

Explore the data:

By SDG indicator **By country or area**

▼ World

Area : World

Go Clear Back

CSV Excel

Search:

Indicator	Series Description
1.1.1	SD Proportion of population below the international poverty line of US\$1.90 per day
1.1.1	SD Proportion of employed population below the international poverty line of US\$1.90 per day (the working poor)
1.1.1	SD Proportion of employed population below the international poverty line of US\$1.90 per day (the working poor)
1.1.1	SD Proportion of employed population below the international poverty line of US\$1.90 per day (the working poor)
1.1.1	SD Proportion of employed population below the international poverty line of US\$1.90 per day (the working poor)
1.1.1	SD Proportion of employed population below the international poverty line of US\$1.90 per day (the working poor)
1.1.1	SD Proportion of employed population below the international poverty line of US\$1.90 per day (the working poor)
1.1.1	SD Proportion of employed population below the international poverty line of US\$1.90 per day (the working poor)
1.1.1	SD Proportion of employed population below the international poverty line of US\$1.90 per day (the working poor)
1.1.1	SD Proportion of employed population below the international poverty line of US\$1.90 per day (the working poor)
2.1.1	SD Prevalence of undernourishment
2.1.2	SD Estimated prevalence of moderate or severe food insecurity in the adult population
2.1.2	SD Estimated prevalence of moderate or severe food insecurity in the population (lower bound)
2.1.2	SD Estimated prevalence of moderate or severe food insecurity in the population (upper bound)
2.1.2	SD Estimated prevalence of severe food insecurity in the population

Showing 1 to 152 of 152 entries

Footnotes

Type of series:

SD SDG indicator series Additional indicator series

Please note that the list of SDG indicator series is subject to refinement by the United Nations Statistical Commission.

Data type:

Country Data (C) Country Adjusted (CA) Estimated (E) Global monitoring data (G) Modeled (M) Non-relevant (N) Not available (NA)

➤ **SDG Indicators Global Database**
with global, regional and
country-level data

SDG Indicators Metadata repository

Search

Enter Text

Select Goal

Select Target

Filter Clear Back

Goal 1. End poverty in all its forms everywhere

Target 1.1: By 2030, eradicate extreme poverty for all people everywhere, currently measured as people living on less than \$1.25 a day

- Indicator 1.1.1: Proportion of population below the international poverty line, by sex, age, employment status and geographical location (urban/rural) [See metadata](#)

Target 1.3: Implement nationally appropriate social protection systems and measures for all, including floors, and by 2030 achieve substantial coverage of the poor and the vulnerable

- Indicator 1.3.1: Proportion of population covered by social protection floors/systems, by sex, distinguishing children, unemployed persons, older persons, persons with disabilities, pregnant women, newborns, work-injury victims and the poor and the vulnerable [See metadata](#)

Goal 2. End hunger, achieve food security and improved nutrition and promote sustainable agriculture

Target 2.1: By 2030, end hunger and ensure access by all people, in particular the poor and people in vulnerable situations, including infants, to safe, nutritious and sufficient food all year round

- Indicator 2.1.1: Prevalence of undernourishment [See metadata](#)
- Indicator 2.1.2: Prevalence of moderate or severe food insecurity in the population, based on the Food Insecurity Experience Scale (FIES) [See metadata](#)

Target 2.5: By 2020, maintain the genetic diversity of seeds, cultivated plants and farmed and domesticated animals and their related wild species, including through soundly managed and diversified seed and plant banks at the national, regional and international levels, and promote access to and fair and equitable sharing of benefits arising from the utilization of genetic resources and associated traditional knowledge, as internationally agreed

- Indicator 2.5.2: Proportion of local breeds classified as being at risk, not-at-risk or at unknown level of risk of extinction [See metadata](#)

Target 2.c: Adopt measures to ensure the proper functioning of food commodity markets and their derivatives and facilitate timely access to market information, including on food reserves, in order to help limit extreme food price volatility

- Indicator 2.c.1: Indicator of food price anomalies [See metadata](#)

➤ **SDG Indicator Metadata**
available



**SUSTAINABLE
DEVELOPMENT GOALS**

Further information

UNSD Website:

<http://unstats.un.org/sdgs/>

THANK YOU